




District Health Assessment for Multiple District 5M through January 2026

		Clubs							Membership							Member Strength		Cancellation		Reports			Finance	Leadership			
District Name	Status/ Number of Months in Status *	Active Clubs	Clubs in Status Quo	Total Clubs	% Status Quo Clubs in Financial Suspension	New Clubs	Cancelled Clubs	YTD Net Club Gain/Loss	Current Members In Active Clubs	Current Members In Status Quo Clubs	Current Total Members Count	YTD Add	YTD Drop	YTD NetGrowth (includes Active and Status Quo)	YTD NetGrowth% (includes Active and Status Quo)	Member Count 12 Months Ago	Average Member Count Per Club	% of Clubs with less than 20 members	Average Cancelled Club Age	Members Lost Due to Cancelled Clubs	% of Clubs Reporting Service	% No MMR in 3 Months	% No Officer Report in 12 months	% of Clubs with balance 90+ days	Number of Zone Chairs Recorded	Number of Region Chairs Recorded	District Officers Vacancies **
5M 10	T(24)	16	0	16	0%	0	0	0	364	0	364	29	10	19	5.51%	349	23	69%	0	0	44%	56%	13%	6%	0	0	2nd VDG
5M 11		18	0	18	0%	1	0	1	306	0	306	41	37	4	1.32%	319	17	67%	0	0	61%	44%	0%	6%	0	0	GLT,GST
5M 13	T(24)	45	0	45	0%	0	1	-1	769	0	769	31	73	-42	-5.18%	799	17	64%	41	12	71%	51%	4%	9%	8	0	GMT,GST
		79	0	79	0%	1	1	0	1439	0	1439	101	120	-19	-1.30%	1,467	18	66%	41	12	63%	51%	5%	8%	8	0	



District Health Assessment for Multiple District 5 through January 2026

District Name	Status/ Number of Months in Status *	Clubs							Membership							Member Strength		Cancellation		Reports			Finance		Leadership		
		Active Clubs	Clubs in Status Quo	Total Clubs	% Status Quo Clubs in Financial Suspension	New Clubs	Cancelled Clubs	YTD Net Club Gain/Loss	Current Members In Active Clubs	Current Members In Status Quo Clubs	Current Total Members Count	YTD Add	YTD Drop	YTD NetGrowth (includes Active and Status Quo)	YTD NetGrowth% (includes Active and Status Quo)	Member Count 12 Months Ago	Average Member Count Per Club	% of Clubs with less than 20 members	Average Cancelled Club Age	Members Lost Due to Cancelled Clubs	% of Clubs Reporting Service	% No MMR in 3 Months	% No Officer Report in 12 months	% of Clubs with balance 90+ days	Number of Zone Chairs Recorded	Number of Region Chairs Recorded	District Officers Vacancies **
5 SKN	T(24)	50	0	50	0%	0	1	-1	1004	0	1004	43	59	-16	-1.57%	981	20	52%	54	9	40%	56%	18%	6%	3	0	GST
5 SKS		70	0	70	0%	0	1	-1	1328	0	1328	56	68	-12	-0.90%	1,358	19	64%	58	13	39%	51%	4%	1%	6	1	
		120	0	120	0%	0	2	-2	2332	0	2332	99	127	-28	-1.19%	2,339	19	59%	56	22	39%	53%	10%	3%	9	1	




District Health Assessment for Multiple District 19 through January 2026

District Name	Status/ Number of Months in Status *	Clubs							Membership							Member Strength		Cancellation		Reports			Finance	Leadership			
		Active Clubs	Clubs in Status Quo	Total Clubs	% Status Quo Clubs in Financial Suspension	New Clubs	Cancelled Clubs	YTD Net Club Gain/Loss	Current Members In Active Clubs	Current Members In Status Quo Clubs	Current Total Members Count	YTD Add	YTD Drop	YTD NetGrowth (includes Active and Status Quo)	YTD NetGrowth% (includes Active and Status Quo)	Member Count 12 Months Ago	Average Member Count Per Club	% of Clubs with less than 20 members	Average Cancelled Club Age	Members Lost Due to Cancelled Clubs	% of Clubs Reporting Service	% No MMR in 3 Months	% No Officer Report in 12 months	% of Clubs with balance 90+ days	Number of Zone Chairs Recorded	Number of Region Chairs Recorded	District Officers Vacancies **
19 I		45	0	45	0%	0	0	0	939	0	939	59	87	-28	-2.90%	997	21	40%	0	0	84%	33%	0%	4%	0	0	
19 L		83	0	83	0%	0	1	-1	1709	0	1709	122	140	-18	-1.04%	1,782	21	52%	32	1	55%	48%	2%	8%	12	0	
19 O		22	0	22	0%	0	0	0	556	0	556	41	36	5	0.91%	578	25	41%	0	0	82%	36%	0%	5%	0	0	
		150	0	150	0%	0	1	-1	3204	0	3204	222	263	-41	-1.26%	3,357	21	47%	32	1	68%	42%	1%	7%	12	0	




District Health Assessment for Multiple District 49 through January 2026

		Clubs							Membership							Member Strength		Cancellation		Reports			Finance	Leadership			
District Name	Status/ Number of Months in Status *	Active Clubs	Clubs in Status Quo	Total Clubs	% Status Quo in Financial Suspension	New Clubs	Cancelled Clubs	YTD Net Club Gain/Loss	Current Members In Active Clubs	Current Members In Status Quo Clubs	Current Total Members Count	YTD Add	YTD Drop	YTD NetGrowth (includes Active and Status Quo)	YTD NetGrowth% (includes Active and Status Quo)	Member Count 12 Months Ago	Average Member Count Per Club	% of Clubs with less than 20 members	Average Cancelled Club Age	Members Lost Due to Cancelled Clubs	% of Clubs Reporting Service	% No MMR in 3 Months	% No Officer Report in 12 months	% of Clubs with balance 90+ days	Number of Zone Chairs Recorded	Number of Region Chairs Recorded	District Officers Vacancies **
49 B	T(24)	5	0	5	0%	0	0	0	68	0	68	1	2	-1	-1.45%	64	14	60%	0	0	80%	40%	0%	0%	0	0	2nd VDG
		5	0	5	0%	0	0	0	68	0	68	1	2	-1	-1.45%	64	14	60%	0	0	80%	40%	0%	0%	0	0	




District Health Assessment for Multiple District A through January 2026

		Clubs							Membership							Member Strength		Cancellation		Reports			Finance	Leadership			
District Name	Status/ Number of Months in Status *	Active Clubs	Clubs in Status Quo	Total Clubs	% Status Quo Clubs in Financial Suspension	New Clubs	Cancelled Clubs	YTD Net Club Gain/ Loss	Current Members In Active Clubs	Current Members In Status Quo Clubs	Current Total Members Count	YTD Add	YTD Drop	YTD NetGrowth (includes Active and Status Quo)	YTD NetGrowth% (includes Active and Status Quo)	Member Count 12 Months Ago	Average Member Count Per Club	% of Clubs with less than 20 members	Average Cancelled Club Age	Members Lost Due to Cancelled Clubs	% of Clubs Reporting Service	% No MMR in 3 Months	% No Officer Report in 12 months	% of Clubs with balance 90+ days	Number of Zone Chairs Recorded	Number of Region Chairs Recorded	District Officers Vacancies **
A 1	T(24)	37	0	37	0%	0	0	0	1068	0	1068	61	60	1	0.09%	1,113	29	35%	0	0	89%	27%	3%	3%	7	3	
A 2		43	0	43	0%	0	0	0	1341	0	1341	113	86	27	2.05%	1,303	31	40%	0	0	81%	19%	0%	2%	6	3	
A 3	T(21)	48	0	48	0%	0	0	0	1248	0	1248	112	98	14	1.13%	1,233	26	35%	0	0	98%	35%	0%	2%	7	3	
A 4		60	0	60	0%	0	0	0	1342	0	1342	116	73	43	3.31%	1,336	22	43%	0	0	53%	37%	2%	7%	6	0	2nd VDG
A 5	T(24)	47	0	47	0%	0	6	-6	1037	0	1037	92	159	-67	-6.07%	1,108	22	53%	55	62	47%	34%	0%	6%	23	0	
A 711		78	0	78	0%	3	2	1	1479	0	1479	266	235	31	2.14%	1,458	19	56%	6	18	58%	53%	1%	12%	11	5	
A 9	T(24)	39	0	39	0%	0	0	0	1127	0	1127	84	61	23	2.08%	1,108	29	44%	0	0	74%	33%	0%	5%	6	0	
A 12	T(24)	43	0	43	0%	0	0	0	935	0	935	45	48	-3	-0.32%	966	22	42%	0	0	63%	30%	2%	12%	4	3	
A 15		56	0	56	0%	0	0	0	1319	0	1319	70	60	10	0.76%	1,292	24	48%	0	0	61%	46%	0%	4%	7	2	
A 16	T(24)	55	0	55	0%	0	1	-1	1182	0	1182	72	83	-11	-0.92%	1,167	21	47%	58	5	89%	42%	0%	2%	8	4	
		506	0	506	0%	3	9	-6	12078	0	12078	1031	963	68	0.57%	12,084	24	45%	44	85	70%	37%	1%	6%	85	23	




District Health Assessment for Multiple District N through January 2026

		Clubs							Membership							Member Strength		Cancellation		Reports			Finance		Leadership		
District Name	Status/ Number of Months in Status *	Active Clubs	Clubs in Status Quo	Total Clubs	% Status Quo Clubs in Financial Suspension	New Clubs	Cancelled Clubs	YTD Net Club Gain/Loss	Current Members In Active Clubs	Current Members In Status Quo Clubs	Current Total Members Count	YTD Add	YTD Drop	YTD NetGrowth (includes Active and Status Quo)	YTD NetGrowth% (includes Active and Status Quo)	Member Count 12 Months Ago	Average Member Count Per Club	% of Clubs with less than 20 members	Average Cancelled Club Age	Members Lost Due to Cancelled Clubs	% of Clubs Reporting Service	% No MMR in 3 Months	% No Officer Report in 12 months	% of Clubs with balance 90+ days	Number of Zone Chairs Recorded	Number of Region Chairs Recorded	District Officers Vacancies **
N 1		68	0	68	0%	0	0	0	1376	0	1376	96	102	-6	-0.43%	1,356	20	56%	0	0	76%	37%	0%	3%	0	0	
N 2		63	0	63	0%	0	2	-2	1473	0	1473	121	178	-57	-3.73%	1,542	23	49%	23	29	75%	30%	2%	13%	11	0	1st VDG
N 3	T(24)	44	0	44	0%	0	2	-2	1028	0	1028	90	68	22	2.19%	1,067	23	36%	2	1	73%	41%	0%	9%	6	0	
N 4	T(24)	48	0	48	0%	0	1	-1	1032	0	1032	71	91	-20	-1.90%	1,040	22	46%	51	21	85%	44%	2%	4%	10	0	
		223	0	223	0%	0	5	-5	4909	0	4909	378	439	-61	-1.23%	5,005	22	48%	20	51	77%	37%	1%	7%	27	0	



District Health Assessment for Multiple District U through January 2026

		Clubs							Membership							Member Strength		Cancellation		Reports			Finance	Leadership			
District Name	Status/ Number of Months in Status *	Active Clubs	Clubs in Status Quo	Total Clubs	% Status Quo Clubs in Financial Suspension	New Clubs	Cancelled Clubs	YTD Net Club Gain/Loss	Current Members In Active Clubs	Current Members In Status Quo Clubs	Current Total Members Count	YTD Add	YTD Drop	YTD NetGrowth (includes Active and Status Quo)	YTD NetGrowth% (includes Active and Status Quo)	Member Count 12 Months Ago	Average Member Count Per Club	% of Clubs with less than 20 members	Average Cancelled Club Age	Members Lost Due to Cancelled Clubs	% of Clubs Reporting Service	% No MMR in 3 Months	% No Officer Report in 12 months	% of Clubs with balance 90+ days	Number of Zone Chairs Recorded	Number of Region Chairs Recorded	District Officers Vacancies **
U 1	T(24)	42	0	42	0%	0	1	-1	1014	0	1014	86	104	-18	-1.74%	1,035	24	45%	7	8	71%	33%	0%	10%	6	0	
U 2	T(24)	40	0	40	0%	1	1	0	1045	0	1045	90	49	41	4.08%	1,010	26	28%	55	3	93%	43%	0%	5%	8	0	
U 3	T(24)	35	0	35	0%	0	0	0	794	0	794	38	28	10	1.28%	778	23	37%	0	0	97%	40%	0%	3%	8	0	
U 4	T(24)	30	0	30	0%	0	1	-1	547	0	547	32	28	4	0.74%	560	18	60%	43	0	73%	43%	0%	3%	6	0	
		147	0	147	0%	1	3	-2	3400	0	3400	246	209	37	1.10%	3,383	23	41%	35	11	84%	39%	0%	5%	28	0	



District Health Assessment for Multiple District C through January 2026

District Name	Status/ Number of Months in Status *	Clubs							Membership							Member Strength		Cancellation		Reports			Finance		Leadership		
		Active Clubs	Clubs in Status Quo	Total Clubs	% Status Quo Clubs in Financial Suspension	New Clubs	Cancelled Clubs	YTD Net Club Gain/Loss	Current Members In Active Clubs	Current Members In Status Quo Clubs	Current Total Members Count	YTD Add	YTD Drop	YTD NetGrowth (includes Active and Status Quo)	YTD NetGrowth% (includes Active and Status Quo)	Member Count 12 Months Ago	Average Member Count Per Club	% of Clubs with less than 20 members	Average Cancelled Club Age	Members Lost Due to Cancelled Clubs	% of Clubs Reporting Service	% No MMR in 3 Months	% No Officer Report in 12 months	% of Clubs with balance 90+ days	Number of Zone Chairs Recorded	Number of Region Chairs Recorded	District Officers Vacancies **
C 1		87	0	87	0%	1	1	0	1594	0	1594	95	114	-19	-1.18%	1,627	18	69%	61	5	38%	63%	0%	2%	11	0	
C 2		83	0	83	0%	0	2	-2	1871	0	1871	128	118	10	0.54%	1,815	23	46%	50	15	63%	47%	0%	5%	11	0	
		170	0	170	0%	1	3	-2	3465	0	3465	223	232	-9	-0.26%	3,442	20	58%	54	20	50%	55%	0%	4%	22	0	

* - District Status: P - Provisional, T - Transitional.

** - District Officers Vacancies: DG - District Governor, 1st VDG - First Vice District Governor, 2nd VDG - Second Vice District Governor.